



## Fairfield Glade Garden Club



shutterstock.com · 751003717

## December 2023 Newsletter

### *From the President*

Good Morning FFG Garden Club members,


I hope everyone had a great Thanksgiving holiday. I am sure lots of us feel we ate too much but that goes along with the celebration. My husband and I spent the day with family in Ohio and we are thankful for family and friends. I am writing this from IN, where we have had a couple days of visiting more family. I would like to bottle the energy from our great grandchildren and I realize why we have children in our younger years.

I am also reflecting on this last year as president of our FFG Garden Club. I have met so many talented folks this year and I am thankful for the LeaderBoard. Without the Leader Board and their support, this position would be tough. As you all know, I like to have fun and I have had a fun time this past year. Susan will be the next president and I know, with everyone's support, she will have a fun year also.

As we go into the Christmas Holiday season, let's spend time with family and friends. I am looking forward to decorating for the holiday. I am also looking forward to the New Year. I have some new crafting ideas and hopefully I will be able to spend more time getting my yard in shape.

Have a Merry Christmas and a great New Year and thank you all.


Rhoda Hiller




### ***FG Garden Club Leadership Positions for 2024***

Treasurer's and Assistant Treasurer's Positions

Just a reminder that we are still in need of someone to volunteer to fill the above two positions. If you are interested in either of these positions please call **Kathy Spancake**, 570-441-5527.



***There will be no December Garden Club meeting. We will see you in January.***



#### **POINSETTIA SALE**

Don't forget! The annual Fairfield Glade Garden Club Poinsettia Sale is scheduled for December 4 & 5th at the Cumberland County High School and the December 7th at the Village Green Mall. Prices are \$8.00 per plant this year. Be sure to pick up your poinsettias for the holidays. They also make wonderful gifts!

If you have volunteered to help during the sale, someone will call you the night before with a reminder of time and place to be. Thank you to all of you who have volunteered to help.

Any questions, please contact **Darlene Petersen** via email or text (847) 714-2153



### ***Garden Club Membership Renewal***

Within the next few weeks, you will receive a fat envelope with a return address from Fairfield Glade Garden Club c/o David Dean. Don't throw it away. It is not junk mail. It is your **2024 Garden Club membership renewal packet**. We have pre-filled the vast majority of the fields on the application from the information on your 2023 membership application. Please review the information carefully, fill in any missing information and correct or update any information that is wrong or has changed.

Return your completed 2024 Membership Application, along with your check payable to "FGGC" in the amount of \$15, to FGGC Dues in the pre-addressed envelope provided to you in the membership application packet. You must provide the postage. Please do not send cash through the mail. If you want to pay with cash or just don't want to mail in your application, you can bring your application and application fee to the next membership meeting on January 24, 2024.

In 2024, the Garden Club will be re-starting the distribution of the Club's membership list to its members. It will contain each member's name and contact information (address, phone number and email address). The membership list will only be provided to members. Members who do not want to have their contact information included in the membership list, may opt out by checking a box on the membership application directing the Club not to include their contact information on the membership list.

Now is also the time to sign up for any of the Club's activities you wish to participate in 2024. Please check the box next to each and every activity in which you wish to participate in 2024. If you participated in an activity this year (and maybe for the 5 years before that) please check the box if you wish to continue to participate. If you are unsure whether you want to participate, check the box so that you will get information about the activity that may help you decide whether to participate in 2024 .

If you have any questions about the membership renewal process, please do not hesitate to contact me by email at dean3fish@aol.com or by phone or text at 503-928-1867.

Membership Committee

***David Dean***



## *Look what I dug up by Nathy Hill*



How To Prepare Rose Bushes For Winter – The Secrets To Fall Rose Care!

One thing is for sure – fall is an extremely important time for all varieties of roses. Whether it be hybrid tea roses, floribunda, climbing, or even shrub roses – not only will how you care for your roses this fall play a pivotal role in how well they grow and bloom next summer, it can also mean the difference between life and death for the plants before spring ever arrives!

Unfortunately, harsh winter weather can be deadly for rose bushes. Especially ones that are left unprotected or weakened by improper fall care. Not just in areas that might see extreme cold, snow and ice through the winter months, but also in climates that have excessive rain, wind or drought.

### **To Prune Or Not To Prune – How To Prepare Rose Bushes For Winter**

If there is one critical mistake gardeners make more than others that puts their roses in danger of winter survival – it's pruning their roses in the fall. Fall is not the time for any type of serious rose pruning action. In fact, unless there is a damaged or broken limb, no stems or branches should be removed from your roses.

Pruning is a signal for plants to regenerate and sprout new growth. Any new late season growth puts a rose bush at risk for damage. The tender new shoots and stems take power from the plant as they grow. Then, when the hard frosts and freezes begin, not only is the new growth killed off, but also the entire bush is vulnerable to freezing out.

Instead, always wait to prune until late winter or just before spring. This allows for the rose bush to be completely dormant. At this point, the rose bush will not attempt to generate any new foliage or growth until the warmth of spring is in the air, making it safe to prune back.

### **Fertilizing – How To Prepare Rose Bushes For Winter**

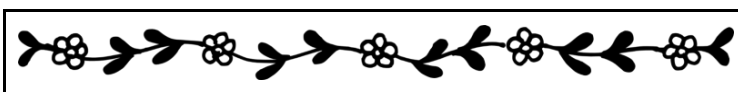
Much like pruning, fertilizing is a big no-no in the fall. Fertilizing of roses should only occur in the early spring and summer months. Once late summer and early fall have arrived, fertilizing will cause far more damage than good.

Just as with pruning, fertilizing will force rose bushes into tender, late season growth. And this fragile growth can be both above ground and within the rose bushes root structure. If the winter is then severe enough, all of that new, tender growth is highly susceptible to freezing and thawing. Not just putting the new growth at risk – but the entire rose bush.

### **Protecting Roses From Rain, Cold, Snow & Ice – How To Prepare Rose Bushes For Winter**

When it comes to providing protection for your roses from the constant thawing and freezing winter can bring, the type of protection will depend on the type of rose bush you are growing.

In general, depending on the variety and your location, the more severe your winter, the more you will need to help protect your roses.



### ***Travel***

If you have signed up and are confirmed for the December 6th trip to Falcon Rest, an email was sent out this week with all the final details, including time, place, etc.. If you did not receive it for some reason, please contact **Darlene Petersen** at 847-714-2153 as soon as possible. Please note there are no cancellation refunds on this trip. Should you be unable to make it, you will need to find someone to take your place. Just let Darlene know who the replacement will be so we can ensure everyone gets on the buses. Any questions, you can contact Darlene as well.





**Who to call if you have questions about:**

General Information:  
Rhoda Hiller, (931) 456-7732

Membership: David Dean, (503)  
928-1867

Travel: Darlene Petersen, (847)  
714-2153

Sharing Table: Deb Boyle, (847)  
924-2112

Hospitality: Ali Reader, (815)  
353-1997

Submissions for publication in this newsletter should be emailed to Peggy Mitchell at [pamitch23@comcast.net](mailto:pamitch23@comcast.net) by the 28th of each month.

Web site - [fggardenclub.com](http://fggardenclub.com) email - [fggardenclub@gmail.com](mailto:fggardenclub@gmail.com)