




Drip Irrigation Systems

Made Simple!


Bob Cooke







Drip Irrigations Systems can be used virtually anywhere:

- Vegetable gardens
 - Landscape plants
 - Flower Beds
 - Flower Boxes
 - Trees and shrubs
- 



What is a Drip Irrigation System?

Drip irrigation is a low-pressure, low-volume system that delivers water to home landscapes using a drip, spray or stream. It keeps roots moist, but not soaked.



Benefits of a Drip Irrigation System

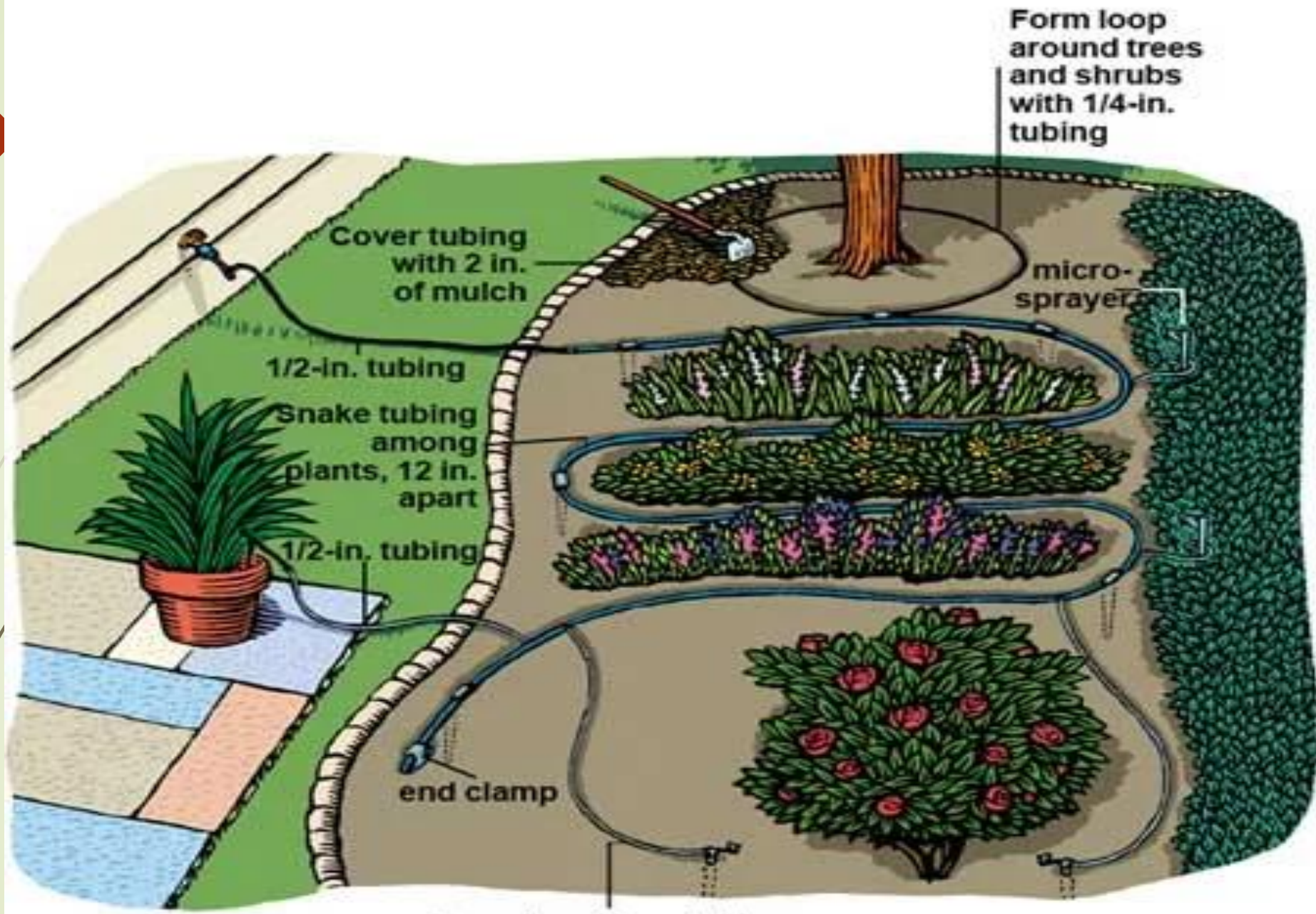
- **Saves Money** - Gentle, precise delivery of water where it's needed.
- **Ease of Installation** - Direct connection to an outside hose spigot.
- **Simplicity** - Supply lines can sit on the ground, under mulch, or be stapled to decking.
- **Flexibility** - Customization for containers, raised beds, Flower boxes, etc.

But most of all,

it saves **YOU**

from doing **THIS**





Form loop
around trees
and shrubs
with 1/4-in.
tubing

Cover tubing
with 2 in.
of mulch

1/2-in. tubing


Snake tubing
among
plants, 12 in.
apart


1/2-in. tubing

end clamp

Branch out from tubing
with dedicated emitters,
sprayers and foggers

micro-
sprayer



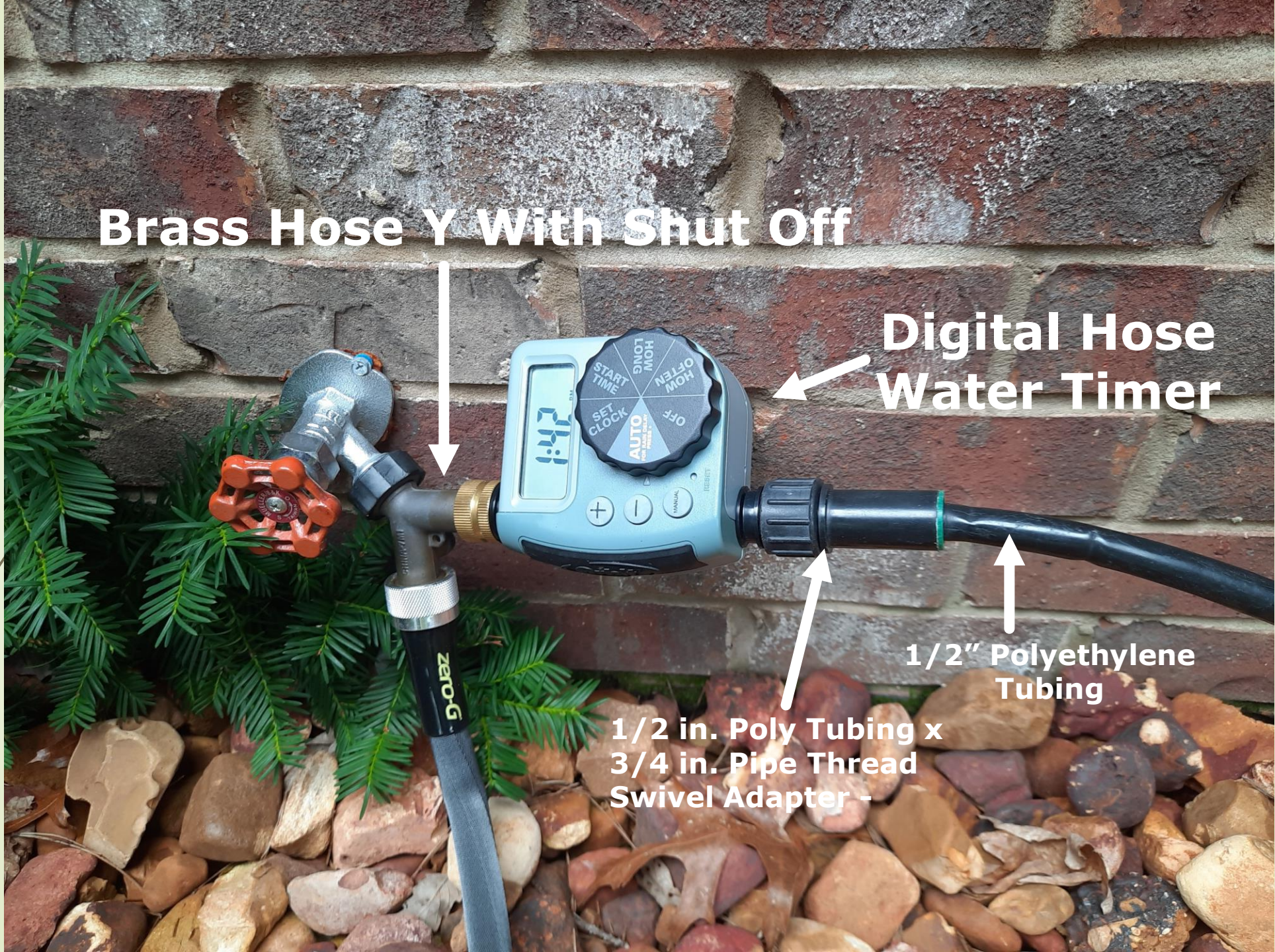


Brass Hose Y With Shut Off

Digital Hose Water Timer

1/2" Polyethylene Tubing

**1/2 in. Poly Tubing x
3/4 in. Pipe Thread
Swivel Adapter -**







**1/2 in. Compression
Elbow**





Tubing End Clamp




Bubbler Drip Emitter





**Brass Hose Y
With Shut Off**

**Digital Hose
Water Timer**









“Dripper” Drip Emitter

What You'll Need

**Brass Hose Y With
Shut Off - \$10**



**1/2" Polyethylene
Tubing (50ft) - \$10**



**Digital Hose
Water Timer - \$30**



**1/4" Polyethylene
Dripline (50 ft) \$4**



**Tubing End Clamp
(5) - \$1.50**



**1/2 in. Poly Tubing x
3/4 in. Pipe Thread
Swivel Adapter - \$2**



More of What You'll Need

Adjustable Dripper
< \$.50 each



Bubbler < 1\$ each



Standard Punch -
1/4" Hole - \$2



Barb Tubing
Coupling (10) - \$1



Some of What You'll Probably Need

1/2 in. Compression Elbow - \$1



1/2 in. 0.710 OD Compression Coupling - \$1



1/2 in. 0.700 O.D. Compression Tee - \$1



**Drip Irrigation Tube End Closure
Goof Hole Plugs (50) - \$7**



Tools You'll Need



Tubing Cutter

Or



Retractable Utility Knife

Brass Hose Y With Shut Off



Digital Hose Water Timer



1/2" Polyethylene Tubing

1/2 in. Poly Tubing x 3/4 in. Pipe Thread Swivel Adapter



Bubbler



Adjustable Dripper



1/4" Polyethylene Dripline (50 ft) \$4

Tubing End Clamp



Barb Tubing Coupling





Pricing Example

Brass Hose Shut off	\$10
Digital Hose Water Timer	\$30
50 ft of 1/2" Polyethylene Tubing	\$10
50 ft of 1/4" Polyethylene Dripline	\$ 4
Standard Hole Punch	\$ 2
Tubing End Clamp	\$ 1
30 Adjustable Drippers	\$18
Other – Elbows, Connectors, etc.	<u>\$10</u>
.... About	\$85



Where to Shop

- **Lowe's**
- **Home Depot**
- **Johnson's Nursery**
- **Amazon.com**
- **Dripdepot.com**
- **<https://www.orbitonline.com/>**
 - ✓ Digital Hose Water Timer



That's all Folks!

A decorative graphic on the left side of the slide, featuring a solid brown arrow pointing right at the top, and several thin, curved lines in shades of brown and grey below it.

Questions?

